

Sandon Capital Activist Fund

July 2014 Monthly Report

Entry/Exit Prices: \$1.4922/\$1.4803

Fund Description

The objective of the Fund is to deliver returns to investors through a combination of capital growth and distributions. The Fund aims to achieve this objective by seeking to invest in opportunities that are considered by Sandon Capital to be trading below their intrinsic value and that offer the potential of being positively influenced by investors taking an active role in proposing changes in the areas of corporate governance, capital management, strategic and operational issues, management arrangements and other related activities. Neither returns nor capital are guaranteed.

Fund Details

Structure	Wholesale unit trust	Minimum Investment	\$250,000 (or as agreed with trustee)
Trustee	Fundhost Ltd	Trustee Fees	0.21%
Custodian	National Australia Bank	Management Fees	1.33%
Investment Manager	Sandon Capital Pty Ltd	Performance Fees	15.375% of returns above cash
Website	www.sandoncapital.com.au	Buy/Sell Spread	±0.40%
Inception	4 Sep 2009	Applications/Withdrawals	Monthly/Quarterly

Fund Performance (calculated net of all fees, assuming reinvestment of distributions and using unit mid-price. YTD figure is compounded)

	Jan	Feb	Mar	Apr	May	Jun	Jul	Aug	Sep	Oct	Nov	Dec	YTD
2009									2.5%	2.4%	-0.9%	1.0%	5.0%
2010	1.0%	-0.3%	-0.7%	2.9%	-4.2%	4.2%	4.4%	-0.6%	2.3%	2.4%	3.5%	-0.9%	14.5%
2011	1.3%	0.6%	0.5%	1.3%	-1.9%	-2.7%	-0.1%	-0.1%	1.9%	2.1%	2.5%	2.2%	7.8%
2012	-1.0%	0.4%	1.8%	2.1%	-2.8%	-1.0%	3.3%	0.5%	2.5%	2.8%	0.1%	2.2%	11.1%
2013	2.1%	3.2%	-1.4%	1.3%	2.8%	-3.7%	6.9%	0.7%	6.5%	5.7%	0.3%	0.3%	27.1%
2014	-0.3%	1.6%	1.9%	-0.3%	2.0%	0.5%	3.9%						9.8%

Fund Commentary

The Fund delivered a return of 3.9% in June, bringing total returns (net of all fees and expenses) since inception to 101% or the equivalent of 15.3% per annum. The largest contributor to this month's performance was the Company's investment in Coventry Group Limited (CYG), whose share price increased 17% over the month and which paid a special dividend, bringing the total return for the month to 21%. CYG contributed 1.5% to the month's return. There were a number of other, smaller positive contributors, and far fewer negative ones. In all, we didn't consider anything particularly notable about these moves.

We are now awaiting CYG's full year results (and we are particularly keen to read any announcements the company might make regarding a board renewal process, something we believe is crucial to the company's future prospects). The previous guidance from the company was for a full year statutory profit result in the \$1-\$2 million range, and given that it reported \$1.2 million in the half year to 31 December 2013, and has made no updates to the earlier guidance, we can't expect to see more than \$0.8 million emerging from the second half of the year.

We remain cautious about the global macro outlook, as market conditions remain fertile for sentiment to overshoot value (both up and down). The consequences of the significant macro factors at play globally are difficult to predict or quantify. We remain focused on opportunities that have high levels of tangible assets, marketable securities or cash and whose prospects are somewhat independent of market and economic conditions, as we believe these offer the best risk-adjusted returns in the current environment.

Portfolio Exposures

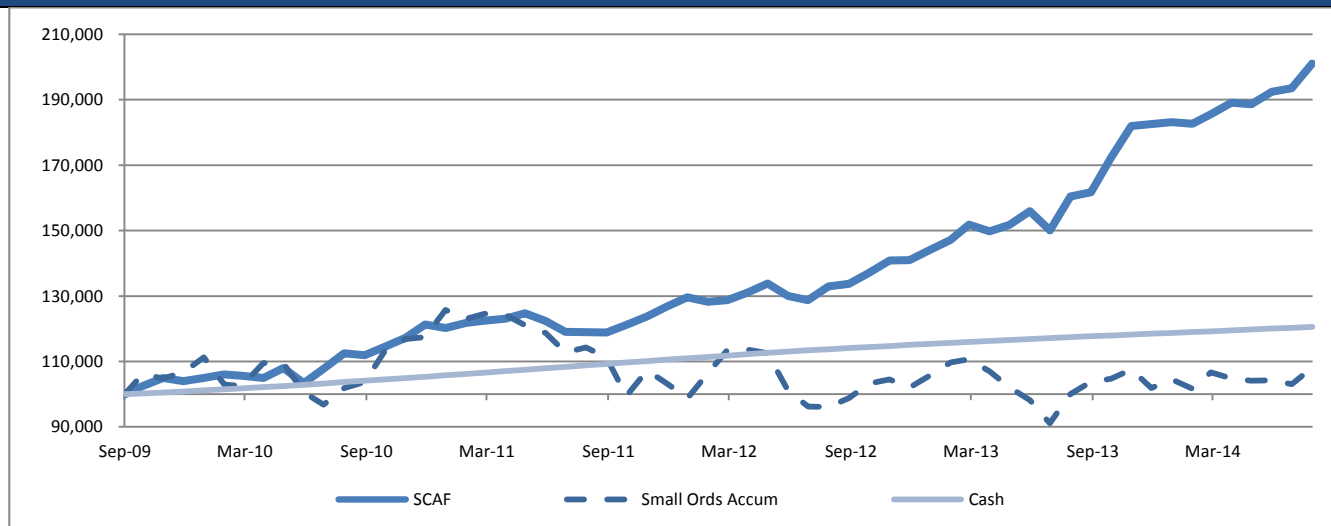
Net Exposure	88%	Long Positions	31
Net Cash	12%	Short Positions	nil

Fundhost Limited (ABN 69 092 517 087) (AFSL 233045) ("Fundhost") as trustee of, and issuer of units in, the Sandon Capital Activist Fund ("Fund"). Sandon Capital Pty Limited (ABN 98 130 853 691) (AFSL 331 663) ("Sandon Capital") is the Investment Manager of the Fund.

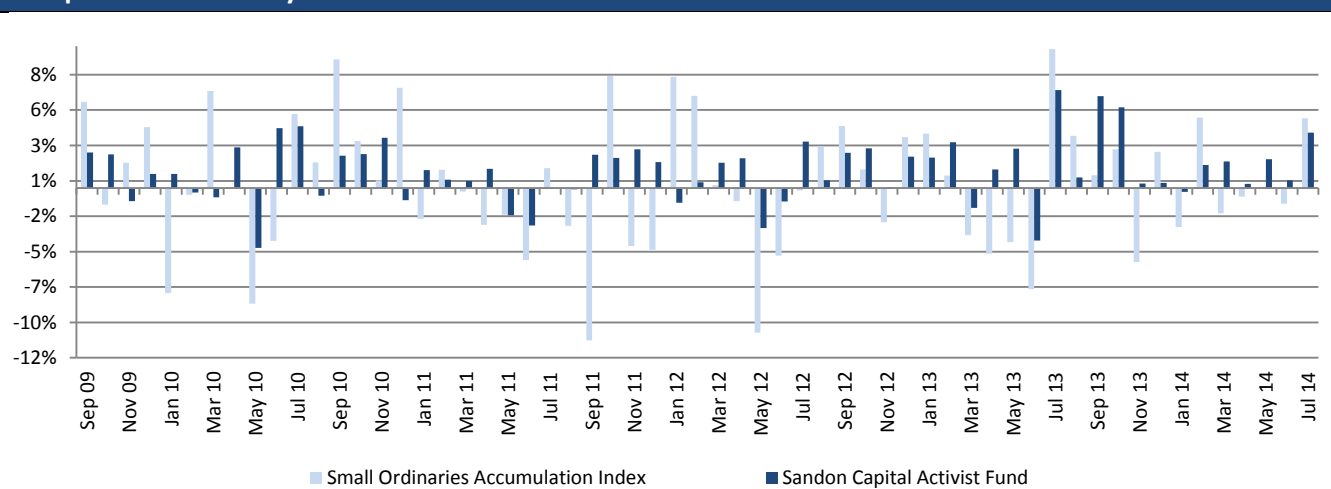
Fund performance is after fees and assumes distributions are reinvested. Past performance is not a reliable guide to future performance. This information has been prepared without taking into account your investment objectives, financial situation, or needs. Before making an investment decision you should consider the appropriateness of the information having regard to these matters. Before you invest it is important that you read and understand the terms set out in the Sandon Capital Activist Fund Information Memorandum ("IM") dated 25 October 2013. In particular, it is important that you understand the risks associated with an investment in the Fund set out on page 6 of the IM.

Information provided by the Investment Manager are views of the Investment Manager only and can be subject to change. While information in this report is given in good faith and is believed to be accurate, Fundhost and Sandon Capital give no warranty as to the reliability or accuracy of the information, nor accept any responsibility for any errors or omissions of third parties. To the extent permitted by law, neither Fundhost nor Sandon Capital, including their employees, consultants, advisors, officers or authorised representatives are liable for any loss or damage arising as a result of reliance placed on the contents of this report.

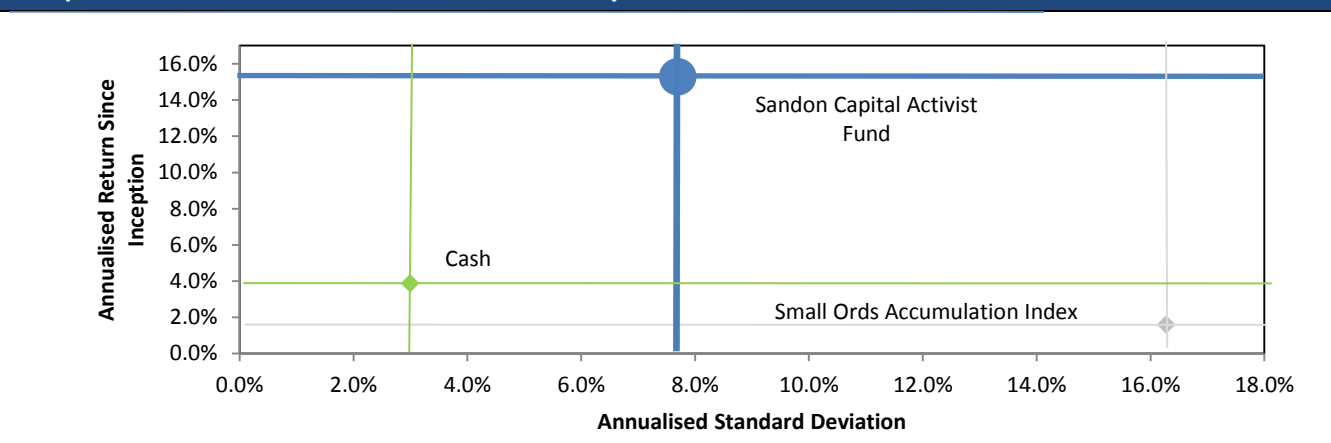
Growth of \$100,000 invested since inception (assumes reinvestment of distributions)



Comparison of Monthly Index Returns



Comparison of Annualised Return versus Volatility



Source for all charts: Sandon Capital, Bloomberg

Note: SCAF returns are net of all fees and expenses. Fund inception is 4 September 2009.

Fundhost Limited (ABN 69 092 517 087) (AFSL 233045) ("Fundhost") as trustee of, and issuer of units in, the Sandon Capital Activist Fund ("Fund"). Sandon Capital Pty Limited (ABN 98 130 853 691) (AFSL 331 663) ("Sandon Capital") is the Investment Manager of the Fund.

Fund performance is after fees and assumes distributions are reinvested. Past performance is not a reliable guide to future performance. This information has been prepared without taking into account your investment objectives, financial situation, or needs. Before making an investment decision you should consider the appropriateness of the information having regard to these matters. Before you invest it is important that you read and understand the terms set out in the Sandon Capital Activist Fund Information Memorandum ("IM") dated 25 October 2013. In particular, it is important that you understand the risks associated with an investment in the Fund set out on page 6 of the IM.

Information provided by the Investment Manager are views of the Investment Manager only and can be subject to change. While information in this report is given in good faith and is believed to be accurate, Fundhost and Sandon Capital give no warranty as to the reliability or accuracy of the information, nor accept any responsibility for any errors or omissions of third parties. To the extent permitted by law, neither Fundhost nor Sandon Capital, including their employees, consultants, advisors, officers or authorised representatives are liable for any loss or damage arising as a result of reliance placed on the contents of this report.